

PORTFOLIO[®]

A SHOWCASE OF DESIGN IDEAS FROM TIMBERLAKE CABINETRY

THE 2014 NEW AMERICAN HOME

BATHS THAT MAKE A SPLASH

KITCHENS WITH WARMTH

CUSTOM LOOKS MADE STANDARD

INSTALLATION STORY

VOLUME 14, ISSUE 1 // FEBRUARY 2014 // \$5



03

A Living Landscape

The New American Home 2014 overview.

07

Kitchens with Warmth

Kitchen overview.

15

Baths That Make a Splash

Bathroom overview.

21

Custom Looks Made Standard

Laundry and amenities overview.

23

Installation Story

The people and process behind the scenes.

25

Portfolio® Resources

A quick reference to the cabinetry and accessories used throughout the 2014 New American Home.

BUILDER

Element Building Company
Henderson, Nevada

ARCHITECT

Jeffrey Berkus Architects, Inc.
Aspen, Colorado

INTERIOR DESIGN

Marc-Michaels Interior Design
Winter Park, Florida

SPONSORING ASSOCIATION

NAHB Leading Suppliers Council
Washington, D.C.

CABINET DESIGN

Tracey Burrell-Combs, CKD
Timberlake Cabinetry
Winchester, Virginia

A LETTER *of Introduction*

A SHOW HOME FOR YOUR REAL WORLD



TIMBERLAKE NEW AMERICAN HOME DESIGN & EDITORIAL TEAM

Pictured left to right: DJ Lein, Henry Frey, Jeff Davis, Jacqueline Clemens, Tracey Burrell-Combs, Lacy Surber

You'll see innovative perspectives in every room, differentiating ideas for any homebuilder—for markets that are more sophisticated, discerning and demanding than ever.

Welcome to The New American Home 2014. Each year is a doorway to new concepts, and this year—Timberlake's seventh in a row—is no exception. A stunning desert contemporary exterior opens to a warm and inviting transitional interior.

You'll see innovative perspectives in every room, differentiating ideas for any homebuilder—for markets that are more sophisticated, discerning and demanding than ever. Working with Element Building Company, Berkus Design Studio, and Marc-Michaels Interior Design, we've created 6,700 square feet of show home style using standard cabinetry elements and creative ingenuity.

KITCHENS WITH WARMTH. On-toe cabinetry and open shelving add inviting warmth to contemporary design lines. The carriage suite kitchen is a cozy, full-service masterpiece.

BATHS THAT MAKE A SPLASH. See five very different approaches to baths that wow—from a spacious and luxurious master to big ideas for petite powder rooms.

FUNCTIONALITY FIRST. Spice racks and pull-out shelves in the kitchen drawers are a cook's delight. The laundry is packed with storage and smart workspaces. Floor-to-ceiling storage can be found throughout the home.

CUSTOM LOOKS MADE STANDARD. You can't miss the built-in media center created from all-standard elements. And look for floating cabinets and vanities built of stock cabinetry.

The new home construction market outlook promises continuing growth. Fresh thinking is key to making the most of opportunity. We're pleased to be members of The New American Home team and the Leading Suppliers Council of the National Association of Home Builders, sharing our best with you.

—Timberlake Editorial Team



VISIT TIMBERLAKE.COM/TNAH/ TO LEARN MORE ABOUT PAST NEW AMERICAN HOMES.

A LIVING L





LANDSCAPE





STEP INTO A LANDSCAPE FOR EXTRAORDINARY
LIVING. CREATED OF LIGHT AND SPACE, INDOORS
AND OUTDOORS, EXPANSIVE VISION AND DETAILS
MAKE ALL THE DIFFERENCE.



KITCHENS WITH

DECORATIVE
MATCHING DRAWER
FRONTS AND
RECESSED TOE
KICK



REFRIGERATOR
AND FREEZER
WITH DECORATIVE
MATCHING DOORS
AND LARGE
BAR PULL
HARDWARE

TH WARMTH


FINISHED
SHELF

CUSTOM
BUILT
SHELVES

TOP LEFT
Bottom of cabinets are finished
with a finished shelf.

TOP RIGHT
Floating shelves are created by
using wood tall end panels with
mitered edges and finished
solid stock.

PORTFOLIO 2014 FOR PRODUCT SPECIFIC
INFORMATION, SEE **PORTFOLIO RESOURCES**
ON PAGE 25



KITCHEN FACTS & SPECS

36 Cabinets | 43 Drawers | 12 Built-in Appliances

TOTAL AREA: 576 sq. ft.

TOTAL STORAGE AREA: 900 cubic ft.

CABINETS: New Haven Painted Maple Cream Glaze /
Lausanne Maple Espresso





Two Drawer Base

TWO DRAWER
BASE WITH PEG
ORGANIZER AND
DEEP ROLLOUT
TRAY



Base Filler Pull Out

FRESH KITCHEN INGREDIENTS

An open design kitchen is meant to be a gathering place. In The New American Home, a warm furniture-style island and built-in eating space invite people to linger. That means a clean design—and cabinets that give way to artisan walls and open display shelving. Still, functionality is key. The New American Home balances striking transitional design with real world usability. We built the island of 13 roomy drawer bases to create a sleek silhouette and provide chef-worthy storage. Convenience upgrades, from plate drawers to space-saving spice drawers, keep the area beautifully uncluttered. And listen: the silence of CushionClose drawers and doors adds to the atmosphere.



THIS PAGE
Wall top hinge cabinet.

OPPOSITE PAGE LEFT
Factory installed knife section
cutting center.

OPPOSITE PAGE TOP
Field installed deep dovetail
sliding shelf kit with increased
depth wall cabinet as base.
Deep dovetail sliding shelf also
features the cutlery divider kit.

PORTFOLIO 2014 FOR PRODUCT SPECIFIC
INFORMATION, SEE **PORTFOLIO RESOURCES**
ON PAGE 25



Baths That Make a Splash

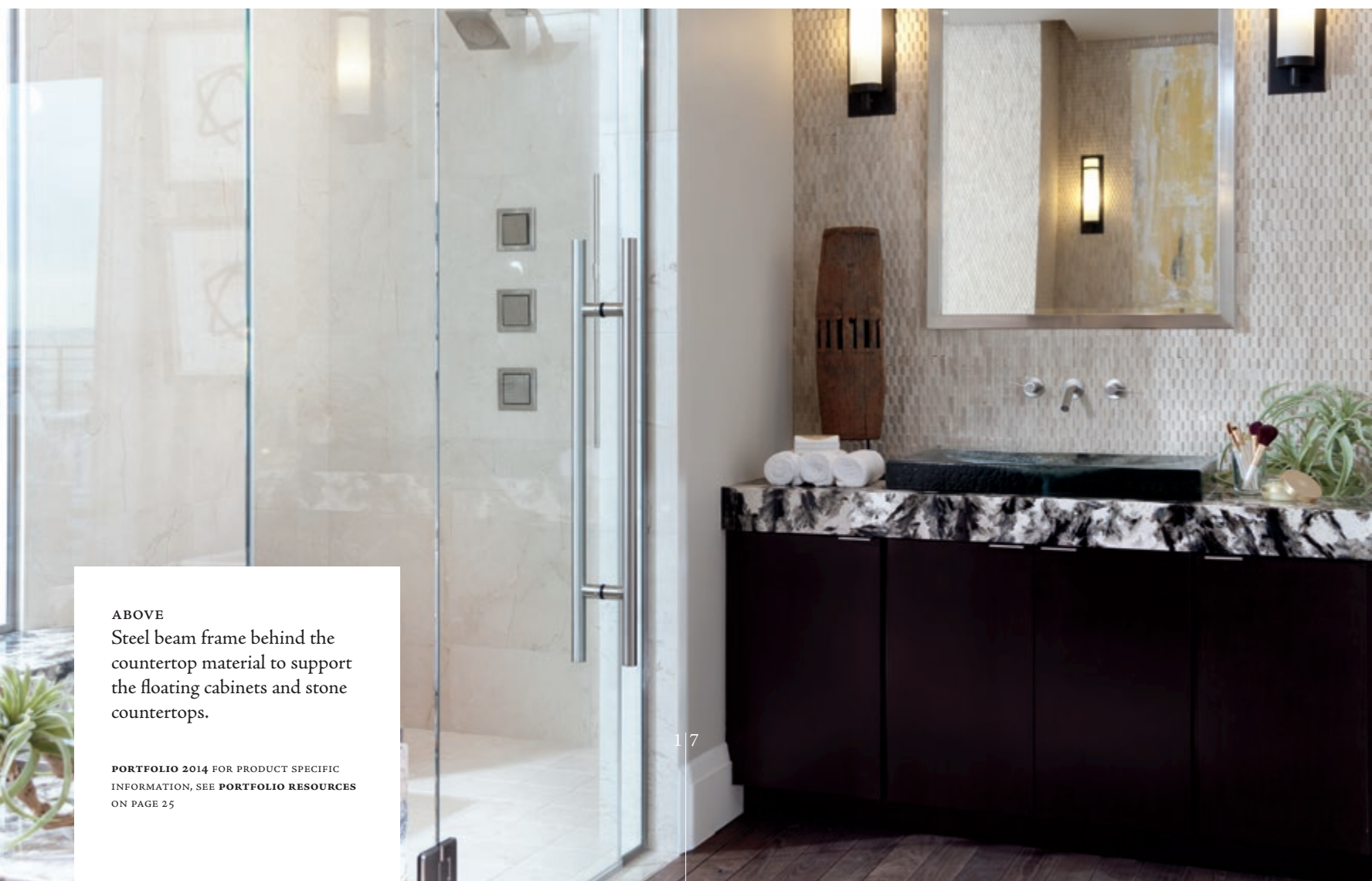
BATHS THAT MAKE A SPLASH

A steel beam structure hidden under the countertop gives these cabinets sturdy support and a clean floating look.

PORTFOLIO 2014 FOR PRODUCT SPECIFIC INFORMATION, SEE **PORTFOLIO RESOURCES** ON PAGE 25




TAKE A SPLASH



ABOVE
Steel beam frame behind the
countertop material to support
the floating cabinets and stone
countertops.

PORTFOLIO 2014 FOR PRODUCT SPECIFIC
INFORMATION, SEE PORTFOLIO RESOURCES
ON PAGE 25



BATHROOM FACTS & SPECS

8 Bathrooms : 3 First Floor | 5 Second Floor

TOTAL AREA: 870 sq. ft.

CABINETS: Lausanne Maple Espresso / New Haven Painted Maple Linen /
New Haven Painted Maple Cream Glaze / Sonoma Maple Espresso /
Yellowstone Maple Espresso

HARDWARE: Large Bar Pull / Large Tab Pull / Medium Tab Pull



THIS PAGE

Sourced metal legs with finished bottom using a wood tall end panel.

OPPOSITE PAGE TOP

Floating shelves are created by using wood tall end panels with mitered edges and finished solid stock.

OPPOSITE PAGE LEFT

Increased wall cabinet and four metal legs created this free standing vanity.

OPPOSITE PAGE RIGHT

To create this floating vanity you will need a metal structure across the top and on the back wall for full support.





Base Pantry Pull Out

CUSTOM LOOKS MADE STANDARD

In virtually every room, there are the high-end touches you expect in a show home. Every one is designed and built with our standard elements—from a built-in credenza in the office to the furniture style media center in the family room. And in the laundry—now considered a must by more than half of home buyers—smart stage and upgraded detailing set the home apart.

OPPOSITE PAGE TOP

Molding was used on the bottom of the cabinets to create the same look as using the wood tall end panel, however the underside does not require finishing since they are not fully visible.

OPPOSITE PAGE BOTTOM

Since the bottom of the cabinet is visible, this was finished with wood tall end panels.

PORTFOLIO 2014 FOR PRODUCT SPECIFIC INFORMATION, SEE **PORTFOLIO RESOURCES** ON PAGE 25



INCREASED
DEPTH
WALL
CABINETS



“We have a proven, consistent process that keeps everything on track and on time. We think like builders, and that means looking for ways to contribute to their success.”



INSTALLATION STORY

The New American Home: Built by Service.



“The right team, attitude and hard work are the foundation of the service we deliver every day.” —Ron Jolly, Lead Field Supervisor

BUILT BY SERVICE.

13 rooms of cabinetry. Nearly 100 cabinets. Thousands of individual items from doors and shelves to hinges and hardware. Carrying out the innovative vision of the New American Home is immense in scope, but not out of the ordinary for Timberlake.

“We have a proven, consistent process that keeps everything on track and on time,” says Ron Jolly, Lead Field Supervisor for the project. “We think like builders, and that means looking for ways to contribute to their success.”

“The compressed build schedule is always a challenge, so our focus is on planning ahead to prevent problems, save time and, of course, add value for the builder.” For example, Timberlake designers create initial design drawings based on precise design tool measurements of the blueprints. These are reviewed in detail with the interior design team and builder. Once framing is complete, Timberlake team members visit the home to take precise measurements. They measure a third time after the drywall is up, and only then place the final cabinetry order.

NATIONAL SCOPE, LOCAL SERVICE

With only days to deliver and install the cabinetry, Timberlake brought in installation teams from Phoenix and California to work with the Las Vegas crew. “We have top-notch people in markets from coast to coast,” notes Jolly. “The right team, attitude and hard work are the foundation of the service we deliver every day.”

After seven years in a row as the cabinetry supplier for the New American Home, Timberlake knows the challenges, but Jolly takes it all in stride. “This is what we do every day for builders across the country.” ■

Kitchens With Warmth

PAGES 7 ~ 8



MAIN PHOTO

Kitchen

CABINETS:

New Haven® Painted Maple Cream Glaze & Lausanne® Maple Espresso

HARDWARE:

Tab Pull, Brushed Nickel
Bar Pull, Satin Nickel

The kitchen features an island made from drawer bases with recessed toe kick and decorative drawer fronts. Floating shelves made from wood tall end panels add visual interest while several appliances are hidden using decorative doors. Overall, the contrast between the dark perimeter and the light island result in a feeling of warmth.

PAGES 9 ~ 10



LEFT PAGE

Kitchen

CABINETS:

New Haven® Painted Maple Cream Glaze and Lausanne® Maple Espresso

HARDWARE:

Tab Pull, Brushed Nickel
Bar Pull, Satin Nickel

The mixture of aluminum door cabinetry, floating open shelves, and slab full-height doors add variety while maintaining functionality.

CREDITS

EDITOR-IN-CHIEF

DJ Lein
Timberlake Cabinetry
Winchester, Virginia

PHOTOGRAPHY

Jeff A. Davis
Jeff Davis Photography
Dallas, Texas

PHOTO STYLING

Henry B. Frey
flourish, Inc.
Cleveland, Ohio

Jacqueline Clemens
Cleveland, Ohio

PAGES 11 ~ 12



LEFT PAGE

Kitchen Island

CABINETS:
New Haven® Painted Maple
Cream Glaze

HARDWARE:
Tab Pull, Brushed Nickel

Decorative matching drawer fronts and a base microwave cabinet turn the end of an island into both a functional and beautiful space.

TOP RIGHT

Two Drawer Base

CABINETS:
New Haven® Painted Maple
Cream Glaze

HARDWARE:
Bar Pull, Satin Nickel

The two drawer base cabinet includes a peg organizer system and deep rollout tray.

BOTTOM RIGHT


Base Filler Pull Out

CABINETS:
New Haven® Painted Maple
Cream Glaze

HARDWARE:
Tab Pull, Brushed Nickel

The base filler pull out cabinet adds convenient storage in small places.

PAGES 13 ~ 14



LEFT PAGE

Carriage Suite Kitchen

CABINETS:
Sonoma® Painted Maple Linen &
Yellowstone® Maple Espresso

HARDWARE:
Bar Pull, Satin Nickel
Tab Pull, Brushed Nickel

This compact, yet efficient kitchen features stacked wall top hinge cabinets for extra storage, plus a factory installed cutlery divider kit and knife section cutting center in each of the drawer bases surrounding the stove.

BOTTOM RIGHT

Media Room Wet Bar

CABINETS:
Lausanne® Maple Espresso

HARDWARE:
Bar Pull, Satin Nickel

This media room wet bar features a base microwave cabinet and two appliances concealed by decorative appliance panels and separated by dishwasher returns.

Baths That Make a Splash

PAGES 15 ~ 16



MAIN PHOTO


Powder Bath

CABINETS:
Lausanne® Maple Espresso

HARDWARE:
Tab Pull, Brushed Nickel

Three wall cabinets increased to 21" deep are attached to a hidden steel beam beneath the countertop, resulting in a clean floating look.

PAGES 17 ~ 18



TOP LEFT

Master Bath

CABINETS:
Lausanne® Maple Espresso

HARDWARE:
Tab Pull, Brushed Nickel

A multi-level design adds visual interest and the appearance of a floating look, all while maintaining functionality.

BOTTOM LEFT


VIP Guest Bath

CABINETS:
Lausanne® Maple Espresso

HARDWARE:
Tab Pull, Brushed Nickel

Increased depth wall cabinets set on a faux toe kick give a clean full-height base cabinet result.

PAGES 19 ~ 20



LEFT PAGE

Bath 3

CABINETS:
Yellowstone® Maple Espresso

HARDWARE:
Tab Pull, Brushed Nickel

This furniture-style vanity completes the look with a wood tall end panel finished bottom and sourced metal legs.

INSIDE TOP RIGHT

Carriage Suite Bath

CABINETS:
Sonoma® Maple Espresso

HARDWARE:
Bar Pull, Satin Nickel

Vanity drawer bases provide useful storage, while floating shelves made from wood tall end panels and finished solid stock add visual symmetry to the space.

BOTTOM LEFT

Casita Bath

CABINETS:
Lausanne® Maple Espresso

HARDWARE:
Tab Pull, Brushed Nickel

This free standing vanity is made using an increased depth wall cabinet and sourced metal legs.

BOTTOM RIGHT

Media Bath

CABINETS:
New Haven® Painted Maple Linen

HARDWARE:
Tab Pull, Brushed Nickel

A metal structure across the back wall supports this floating vanity.

Custom Looks Made Standard

PAGES 21 ~ 22



LEFT PAGE

Laundry

CABINETS:
Sonoma® Painted Maple Linen

HARDWARE:
Toggle Knob and Cup Pull, Satin Nickel

Fresh and clean, this laundry room packs a surprising amount of storage space without skimping on style. The farm sink, base pantry pull out, and attention to detail make it a definite standout.

TOP RIGHT

Casita Office

CABINETS:
Lausanne® Maple Espresso

HARDWARE:
Tab Pull, Brushed Nickel

Made from wall and utility cabinets reduced to 15" deep, this space offers plenty of smart storage.

BOTTOM RIGHT

Master Bedroom Built-In

CABINETS:
New Haven® Painted Maple Cream Glaze

HARDWARE:
Tab Pull, Brushed Nickel

Increased depth wall cabinets combined with a wood tall end panel wrap effect complete this built-in entertainment center.

STAY CONNECTED

www.timberlake.com

www.timberlake.com/blog

twitter : twitter.com/timberlake

Pinterest : pinterest.com/timberlakecabs

facebook : facebook.com/timberlakecabinetry



TIMBERLAKE
CABINETRY

A DIVISION OF AMERICAN WOODMARK CORP.

P.O. BOX 1980 WINCHESTER, VA 22604 WWW.TIMBERLAKE.COM

© 2014 American Woodmark Corporation | 02/14 TBL95214 7.5M